




OSAC TRIAL: PATIENT IDENTIFICATION and LABELS

1. PARTICIPANT ID LABELS

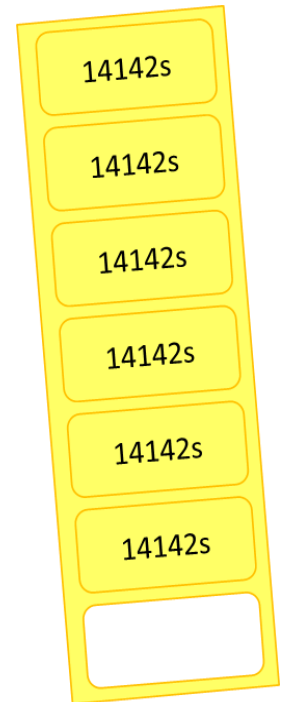
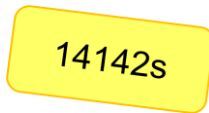
These are provided in the patient pack.

There is one large yellow Participant ID label, which should be affixed to the front of the Recruitment Folder:




And a loose strip of smaller yellow Participant ID labels, which should be affixed by the Recruiting Clinician to the following items:

- CRF1
- CRF2
- Consent Form
- Trial Prescription
- CRF3
- CRF4
- Trial Participation Card



2. MEDICINE ID LABELS



These (x3) are attached to the medicine box label. Recruiting clinician to detach and affix to:

- Consent Form
- Trial Prescription
- Trial Participation Card

3. PATIENT PASSWORD FOR ONLINE SYMPTOM DIARY



This (and matching Participant ID number) is clipped to the Participant ID labels in the Patient Pack. Recruiting Clinician to affix both labels in the appropriate boxes of:

- First page of Symptom Diary (inner front cover)

4. SCREENING ID LABELS



OSAC TRIAL: PATIENT IDENTIFICATION and LABELS

ABCd	ABCd	ABCd	ABCd
DEFg	DEFg	DEFg	DEFg
GHIj	GHIj	GHIj	GHIj
JKLm	JKLm	JKLm	JKLm
MNOp	MNOp	MNOp	MNOp
PQRs	PQRs	PQRs	PQRs

The purpose of the Screening ID is to identify patients from whom clinical data is collected (on CRF 1 and CRF2 prior to them having given consent and been allocated a formal Participant ID. Screening IDs are provided as small, pale mauve labels (x4) in the document wallet along with the copies of the screening log, OR can be generated automatically by the trial database if you choose direct online data entry.

4.1 Paper data entry

The Responsible Clinician using paper forms for assessing the patient's eligibility (CRF1 and 2) should affix a Screening ID label to the following documents:

- **CRF1**
- **CRF2**
- **Trial Prescription**
- **Screening Log**

This Screening ID must be used when transferring the data from the paper forms (CRF1 and 2) onto the electronic CRF.

4.2 Online data entry

The Responsible Clinician entering eligibility data directly online may use a Screening ID generated automatically by the database. A Screening ID is generated automatically if the 'OSAC Screening ID' field is left blank in online CRF1. This Screening ID will be displayed once all three tabs of the online CRF1 section are completed and the data is submitted. This will appear as follows (e.g. for Screening ID **AAPv**):

OSAC: Oral Steroids for Acute Cough Case Report Form Online Data Entry

[Back to CRF Menu](#)

Thank you, results have been saved for Participant AAPv

[Enter new proforma](#)

Make a careful note of this Screening ID. It will be needed for:

1. Entering data into the next part of the online CRF (CRF2);
2. Writing on the following documents:
 - **Trial Prescription**
 - **Screening Log**